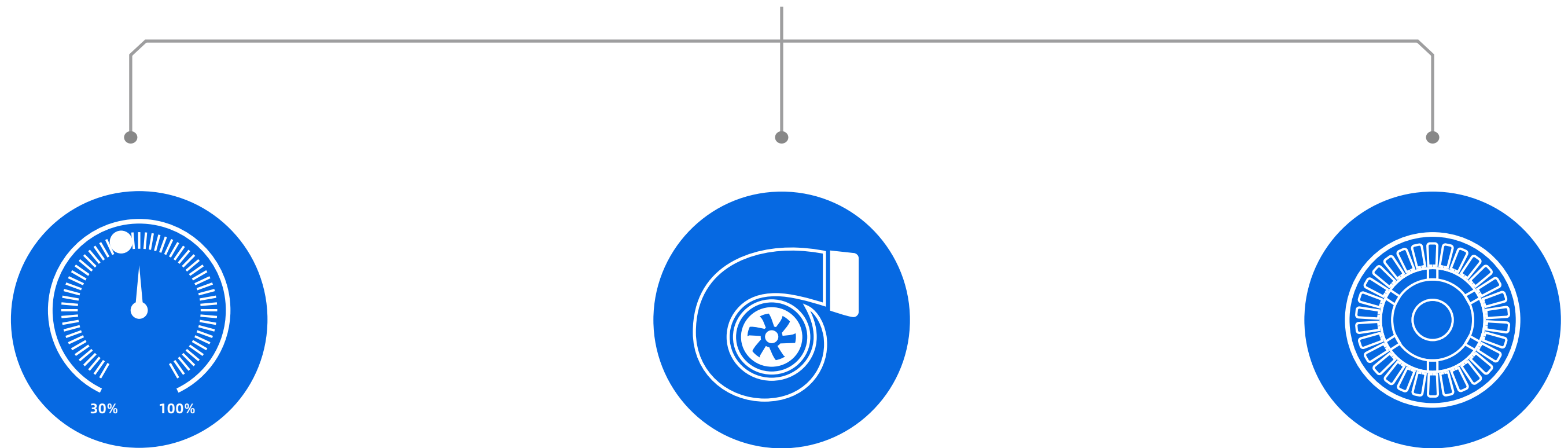




THE **1st** FULL INVERTER POOL PUMP

INVERSilence TECHNOLOGY

InverSilence technology is developed by H2Q Pumps for the most silent and saving pump solutions. It combines with full inverter technology, volute hydraulic system and DC brushless motor, not only allows the pump to run intelligently between 30~100% capacity to fulfill different application like filtration and backwash, but also reduces the sound level by more than 30 times and saving energy up to 90%.



Full Inverter technology

The inverter drive can precisely control the pump speed round by round. It allows the running capacity to be automatically adjusted between 30~100%, which is most energy saving and silent.

Volute hydraulic system

The noise is isolated by the volute structure which makes more turbulence-free flow at less noise compared with traditional diffuser type.

DC brushless motor

DC brushless motor ensures the pump much less noise, higher efficiency and more durability. The motor efficiency is according to IE4 standards.

Magic Inverter - Up to 15 Times More Energy-saving

6~15 Times
energy saving

100w

10 m³/h

200w

14.2 m³/h

1050w

25 m³/h

1500w

25 m³/h




ON/OFF Pool Pump

1.05kW

* Flow rate at 8m head

30 Times More Silent than on/off pumps



Whisper

30 dB



Refrigerator & Inverter Pool Pump

40 dB



Washing machine

60 dB



ON/OFF pool pump

70 dB





INTELLIGENT FULL TOUCH CONTROLLER



AI/MI mode optional:

- **Auto Inverter mode:**
After setting the water flow, the pump could automatically detect the system pressure and adjust the running capacity to ensure the constant flow.
- **Manual Inverter mode:**
The running capacity can be set manually according to different application needs.



Power consumption reading



Flow reading



One-click backwash

OTHER FEATURES



External control--RS485 modbus, Digital input, Analog input, Relay output.

It allows the pump to be operated by other equipments.



WIFI optional

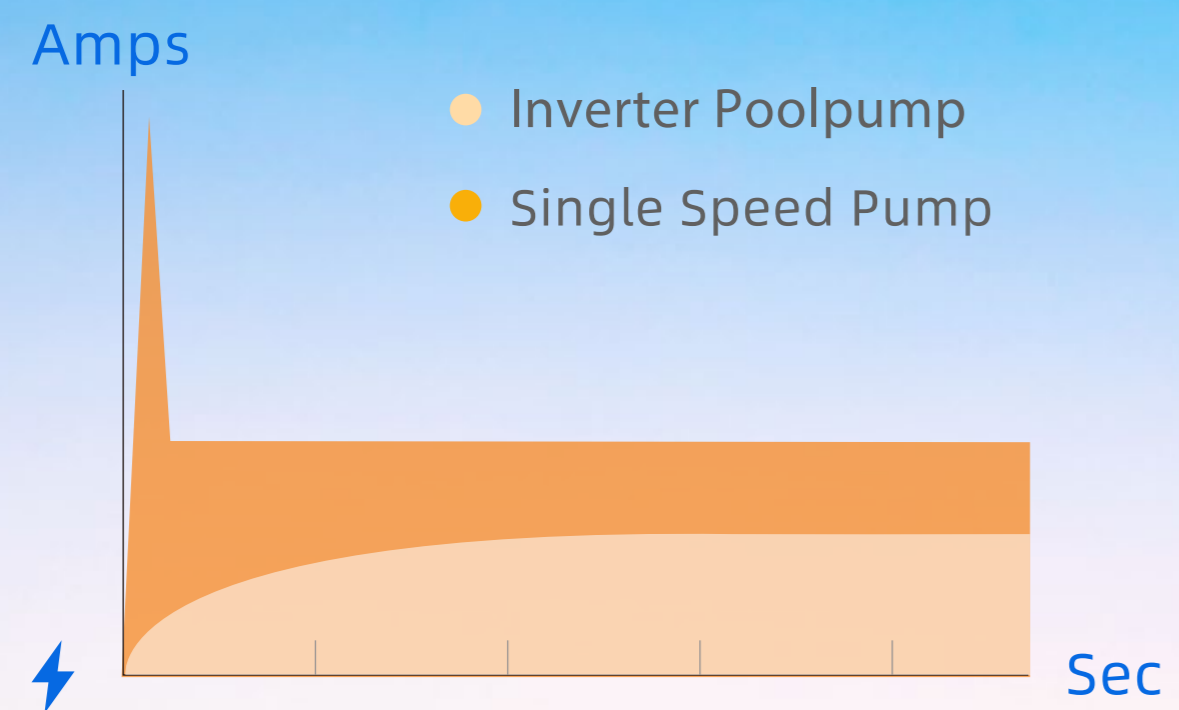
The pump can be controlled at anytime, anywhere.



Soft start--full protection on electrical system

With full inverter technology, H2Q Inverter Poolpump will start from 0 apm to rated amps steadily.

There is no rush to the house electricity system.



TECHNICAL PARAMETER

Model	Advised pool volume (m ³)	P1 (kW)	Voltage	Qmax (m ³ /h)	Hmax (m)	Q at 8m (m ³ /h)	Q at 10m (m ³ /h)
H2Q-PRO20	30~50	0.07~0.77	220~240/ 50/60	24.3	12.1	6.0~19.9	4.4~14.6
H2Q-PRO24	40~70	0.08~1.05		26.7	14.6	7.4~24.8	6.4~21.3
H2Q-PRO30	50~80	0.09~1.40		30.1	17.5	9.0~30.1	7.9~26.2

Model	20GP (pcs)	40GP (pcs)	40HQ (pcs)	Packing Dimension (mm)
H2Q-PRO20 / 24 / 30	402	846	987	648*270*340

PERFORMANCE CURVE

